

Since 1985



# ELECTRONIC PRO-SERVICES

4933 Waters Gate Drive, Tavares, FL 32778

Local Office: 352.561.2862

Jerry A Flores

[www.jafeps.com](http://www.jafeps.com)

## Installation Support Services / New Cabling Setup and Configuration

Home Theater / HD Flat Panel TV / Pre-Wire Set-up / Satellite Systems / Audio-Video component / Alarm Systems  
Security Cameras / Phone lines / PC Networking / PC Upgrades Software & Hardware Repair / Intercom Systems



# *New Home Construction Low Voltage Pre Wire*

## Smart Home Audio & Video, Security Cameras

If you are planning on building, or are currently building, a new home – now is the time to consider your low voltage pre wire needs. It is important to consider your immediate requirements, but also to plan for the future. At Smart Home Audio and Video, we can help you through the low voltage pre wire process:

**Planning** – We will sit down with you one on one, go over your house plans, explain everything that is possible and help you decide what is required to meet your needs

**Design** – Based on our planning session, we will design a system to your specifications and within your budget. We use your builder's or architect's plans to make sure that everyone involved is informed as to the requirements of the systems you have selected.

**Installing the wiring** – During framing, we will pull all of the cable needed for current and future needs

**Completing the finish work** – After drywall installation, we install speakers, wall plates and other finish components

**Installing the Systems** – When construction is complete and the house is secure, we will install the stereo, security, and home theater components.

**Teaching You** – We will train you and the members of your family on how to get the most out of the systems we have installed in your home.

## Systems That Can Be Installed In Your New Home

**Before you begin construction, it is essential that you decide what systems and components you want installed in your home. There are different types of cables that do different jobs in the modern home. The correct cabling is needed based on the systems you want installed. Here are some system considerations:**

Home Networking

Whole House Audio

Home Theater Installation

Surround Sound System

Television locations and types

Outdoor Audio and Video Systems

Man Cave capabilities and designs

Cable or Satellite access points

Lighting Control Systems

Security Systems

Video Monitoring Systems

Climate Control Systems/Thermostats

Fire Alarm Systems

Intercom/Paging System/Hybrid Phone Systems

Digital Deadbolts

Doorbells

Whole Home Vacuum Systems

Electronic Programmable Shades and Blinds

## New Home Construction Design Considerations

For all of the systems outlined above, decisions need to be made from a design standpoint. Here are some examples:

High Low outlets for televisions so cabling is hidden behind walls  
Outlet locations, Speaker locations  
Individual in-room controls, Weatherproof outdoor audio and video, automated security lighting locations  
Security camera locations, Internet access to security cameras, Home Vacuum access locations and types of fixtures, Entertainment remote controls

Monitoring systems for kids playroom and/or backyard

Outdoor gate opening alert system

Driveway monitors

Locations for Passive Infrared (PIR) guest/intruder alert sensors

Pool Safety Alarm Systems

TV distribution systems including: amplifiers, RF modulators, splitters, HDTV distribution

# Green Design Considerations:

## To Wire or Not To Wire? – That is the question!

Automated Lighting Controls – Programmable options for home lighting automation

Occupancy Sensors – On/Off switching of lighting and HVAC loads based on someone being in the home or in a specific room.

Programmable Climate Control

Smart Appliances

Smart Lighting Systems

Solar Powered Products

Smart Power Strips

Energy Consumption Monitors

Building a new home is an exciting project. It can also be very stressful. If you've never done it before, you don't know what you don't know. Let us take the anxiety out of the decision making process when it comes to your in-home technology. Audio and video systems and smart home technology are constantly changing and improving. Our job is to keep up with these changes so you don't have to worry about what you need and when you need it! We will make sure your low voltage pre wire installation meets your immediate and future needs.

If you would like a free consultation, call us at 352.561.2862

## Our Low Voltage Pre Wire Price List

**Drupes that are 60 ft. runs from the hub to outlet location:**

(Drupes prices include cable outlet boxes are priced accordingly)


**RG-6 cable** \$50 Pre-Drywall, ea. ad's 10 ft. \$10

**Speaker Cable** Two Pair \$60 ea. ad's 10 ft. \$15

**Cad-5e Cable** \$70 Pre-Drywall, ea. ad's 10 ft. \$20

**Cad-5e Shielded Cable** \$80 Pre-Drywall, ea. ad's 10 ft. \$25

**Cable Termination** \$15 ea.



# J A F Electronic Pro-Services

## Professional Assembly with Delivery Service

### In-Home Product Assembly Services Quoted Per Item

**JAF E.P.S.** continues to be an Industry leader in the In-home services field. We are continually developing new programs for the individual customer. We average over 25,000 in-home service calls a year. Our In-home service includes assembly and repair of exercise equipment such as treadmills, home gyms, weight systems, exercise bikes; as well as lawn and garden, furniture, grills, massage chairs, etc. If you need help assembling something in your home, call us 863.547.0592 / 352.561.2862, we are fast. We're good. We get the job completed right the first

### Delivery Price Chart Providing General Reference

Customer's Home location

Store location

10 miles

\$50 Code: BL1050

15 miles

\$60 Code: BL1080

30 miles

\$90 Code: BL1120

45 miles

\$140 Code: BL1140



Cost includes up 1 item to be delivered from Big Lots to destination limited to single level or garage area.

### Assembly Price Chart Providing General Reference

Retail Unit Item Price

Assembly Price

Chairs and misc. items

Up to \$99.99

\$20 Code: BL2020

\$100 to \$199.99

\$80 Code: BL2070

\$200 to \$299.99

\$120 Code: BL2110

\$300 to \$399.99

\$160 Code: BL2150

\$400 to \$499.99

\$180 Code: BL2200

\$500 to \$599.99

\$220 Code: BL2240

\$600 to \$699.99

\$280 Code: BJ2280


\$700 to \$899.99

\$360 Code: BL2320

\$900 to \$1,199.99

\$420 Code: BL2380

\$460 Code: BL2420



**JAF EPS WARRANTY:** Limited warranty is applied to all products that are not included or part of the equipment systems. There is a thirty day non-use money back warranty, a ninety day exchange replacement warranty and a one year repair or replace warranty. Installation warranty of normal use and apparition of all equipment and installation is offered for ninety days, and a one year customer courtesy service call.

**THIRD PARTY WARRANTY:** Limited warranty is applied to all third party products that are not included or part of the equipment systems installed. JAF EPS will not warranty any and all parts of third party products, equipment, or other systems that are not supplied by JAF EPS. If a replacement of equipment or service call is needed there will be a charge to third party for this requested. At an hourly rate of \$180.00 and a trip charge if the location is outside of the 30 mile from local office servicing the call. At a \$125.00 per hour charge of the round trip distances.

**Exclusions:** This warranty does not include parts or labor coverage for component failure or other damage resulting from Electrical power failure or surges / Repairs made necessary by reasons of misuse, alteration, normal wear, or accident, Operation of the product beyond specifications.

# JAF Electronic Pro-Services



## Table Top Installation & Setup

*Approximate Time 1-1.5 Hrs.*

Fees subject to change at any time

Includes go over the Installation Procedure upon arrival in your home.

Take your New TV Out of the Box.

Install TV on the stand (provided in the box) and then put on the Tabletop.

Connect the TV to 3 Components (Cable Box or Satellite Receiver, DVD Player and Xbox or PlayStation)

Program Remote Control

Teach Customer how to use their new TV.

**Does not include**


Flat Screen TV wall mounting over fireplace

Concealing any Cables, HDIM, Component, Speaker Wire. **Referral Bonus \$20**

Program Remote Control.

Approximate Time 1-1.5 Hrs.

**\$129**



## Flat Screen Wall-Mount Installation

*(No Wire Concealment) Approximate Time 1.5- 2.5 Hrs.*

Fees subject to change at any time

Go over the Installation Procedure upon arrival in your home.

Take your New TV Out of the Box.

Install your TV on the wall and make sure it is secure.

All Cables to be installed outside the wall, No wires to be hidden inside the wall.

Connect the TV to 3 Components (Cable Box or Satellite Receiver, DVD Player and Xbox or PlayStation)

Program Remote Control.

Clean out any Installation Debris.

Teach Customer how to use their new TV

**Does not include**

Flat Screen TV wall mounting over fireplace

Concealing any Cables, HDIM, Component, Speaker Wire.

Program Remote Control.

Approximate Time 1-1.5 Hrs.

**\$199**



**Referral Bonus \$30**

# Flat Screen Wall-Mount Installation

*(With Wire Concealment) Approximate Time 2.5 Hrs.*

Fees subject to change at any time

Includes go over the Installation Procedure upon arrival in your home.

Take your New TV Out of the Box.

Install your TV on the wall and make sure it is secure.

Hide all wires and cables from the TV inside the wall for a neat look.

Connect the TV to 3 Components (Cable Box or Satellite Receiver, DVD Player and Xbox)

Program Remote Control.

Clean out any Installation Debris.

Teach Customer how to use their new TV.

**Does not include**


Flat Screen TV wall mounting over fireplace

Concealing any Cables, HDIM, Component, Speaker Wire.

Program Remote Control.

Approximate Time 1-1.5 Hrs.

**\$249.99**



**Referral Bonus \$40**

# Flat Screen Wall-Mount Installation

*(Over The Fireplace) Approximate Time 3-4 Hrs.*

Fees subject to change at any time

Includes go over the Installation Procedure upon arrival in your home.

Take your New TV Out of the Box.

Install your TV on the dry wall above the Fireplace and make sure it is secure.

Hide all wires and cables from the TV above the fireplace inside the wall for a neat look.

Connect the TV to 3 Components (Cable Box or Satellite Receiver, DVD Player and Xbox or PlayStation)

Program Remote Control.

Clean out any Installation Debris.

Teach Customer how to use their new TV.

**Does not include**

Home Theater Installation

Any Speaker Install

TV Mount or Bracket

Program Remote Control.

Electrical Outlet

Approximate Time 3-4 Hrs.

**\$449.99**



**Referral Bonus \$50**

# Home Theater Installations

## Basic Home Theater Setup

Approximate Time 1-1.5 Hrs.

Includes go over the Installation Procedure upon arrival in your house.  
Take your new Home Theater System out of the box.  
Install and connect 3 components to your Home Theater System (Satellite Box or Cable Box, DVD Player and Xbox or PlayStation)  
Install Speakers on the table top or on the surface mount (No wall mounting).  
All wires and cables to be neatly organized exposed.  
Clean out any Installation Debris.  
Program Remote Control.  
Teach Customer how to use their new Home Theater System.

**Does not include**

Flat Screen TV wall mounting on a standard wall  
Concealing any Cables, HDIM, Component, Speaker Wire.  
Approximate Time 1-1.5 Hrs.

**\$149**



**Referral Bonus \$20**

## Two Speaker Installations

Approximate Time 1-1.5 Hrs.

Includes go over the Installation Procedure upon arrival in your house.  
Take your new speakers out of the box.  
Install Speakers in the wall or on the wall next to the TV.  
Hide all Speaker wire in the wall.  
Connect Audio Receiver to the two Speakers.  
Clean out any Installation Debris.

**Does not include**

Flat Screen TV wall mounting  
Concealing any Cables, HDIM, Component, Speaker Wire  
Approximate Time 1-1.5 Hrs.

**\$119**



**Referral Bonus \$10**

## Three Speaker Installations

Approximate Time 1-1.5 Hrs.

Includes go over the Installation Procedure upon arrival in your house.  
Take your new Home Theater System out of the box.  
Install and connect 3 components to your Home Theater System (Satellite Box or Cable Box, DVD Player and Xbox or PlayStation)  
Install Speakers on the table top or on the surface mount (No wall mounting).  
All wires and cables to be neatly organized exposed.  
Clean out any Installation Debris.  
Program Remote Control.  
Teach Customer how to use their new Home Theater System.

**Does not include**

Flat Screen TV wall mounting on a standard wall  
Concealing any Cables, HDIM, Component, Speaker Wire.  
Approximate Time 1-1.5 Hrs.

**\$149**



**Referral Bonus \$20**

# Home Theater Installations

## 5.1 Surround Sound Installation

Approximate Time 4.5 Hrs.

Includes go over the Installation Procedure upon arrival in your house.  
Take your new 5.1 Home Theater System out of the box.  
Install Speakers in the wall, on the wall or in the ceiling  
Hide all the speaker wire through the attic or crawl space.  
Connect Audio Receiver to the four Speakers and a sub-woofer.  
Program your remote control.  
Clean out any Installation Debris.  
Teach Customer how to use their new Home Theater System.

**Does not include**

Flat Screen TV wall mounting on a standard wall  
Concealing any Cables, HDIM, Component, Speaker Wire.

Approximate Time 1-1.5 Hrs.

**\$399**

**Referral Bonus \$40**



## 7.1 Surround Sound Installation

Approximate Time 5.6 Hrs.

Includes go over the Installation Procedure upon arrival in your house.  
Take your new 7.1 Home Theater System out of the box.  
Install Speakers in the wall, on the wall or in the ceiling  
Hide all the speaker wire through the attic or crawl space.  
Connect Audio Receiver to the six Speakers and a sub-woofer.  
Program your remote control.  
Clean out any Installation Debris.  
Teach Customer how to use their new Home Theater System.

**Does not include**

Flat Screen TV wall mounting on a standard wall  
Concealing any Cables, HDIM, Component, Speaker Wire.

Approximate Time 1-1.5 Hrs.

**\$499**

**Referral Bonus \$50**



## Outside Speakers Installation

Approximate Time 2.3 Hrs.

Includes go over the Installation Procedure upon arrival in your house  
Take your outdoor speakers out of the box.  
Install Outdoor Speakers on the wall or Patio.  
Make sure all Speaker wires are neatly organized.

**Does not include**

Flat Screen TV wall mounting on a standard wall  
Concealing any Cables, HDIM, Component, Speaker Wire.

Approximate Time 1-1.5 Hrs.

**\$199**

**Referral Bonus \$30**



## Universal Remotes Control Programing

Approximate Time 0.0 Hrs.

Includes go over the Installation Procedure upon arrival in your house  
Program your universal remote for up to four devices.  
Check the remote to make sure it is working.  
Teach Customer how to use their new Universal Remote Control.

**Does not include**

Flat Screen TV wall mounting on a standard wall  
Concealing any Cables, HDIM, Component, Speaker Wire.

Harmony Remote Control \$90 Extra

Approximate Time 1-1.5 Hrs.

**\$129**

**Referral Bonus \$20**





# Home Theater Installations

## Sound Bar System Installation

(Rear Speaker) Approximate Time 1-1.5 Hrs.

Includes go over the Installation Procedure upon arrival in your house.

Take your new speakers out of the box.

Install Speakers in the wall or on the wall in the Rear.

Hide all the speaker wire through the attic or crawl space.

Connect Audio Receiver to the Speakers.

Clean out any Installation Debris.

### Does not include

Flat Screen TV wall mounting on a standard wall

Concealing any Cables, HDIM, Component, Speaker Wire.

Approximate Time 1-1.5 Hrs.

**\$129**

**Referral Bonus \$20**



## Rear Speaker Installation

(Sound Bar System) Approximate Time 3-4 Hrs.

Fees subject to change at any time

Includes go over the Installation Procedure upon arrival in your home.

Take your New TV Out of the Box.

Install your TV on the ceiling and make sure it is secure.

Hide all wires and cables from the TV inside the wall for a neat look.

Connect the TV to 3 Components (Cable Box or Satellite Receiver, DVD Player and Xbox or PlayStation)

Program Remote Control.

Clean out any Installation Debris

Teach Customer how to use their new TV.

### Does not include

Home Theater Installation

Any Speaker Install

TV Mount or Bracket

Program Remote Control.

Electrical Outlet

Approximate Time 3-4 Hrs.

**\$149**

**Referral Bonus \$20**



# T.V. Lift Systems & Installations

JAF EPS Welcomes you to Television lift furniture systems are our specialty! We have experience you can depend on and over 50 appealing styles to select from. If you are looking to have a company make this easy for you and build your plasma lift cabinet right the first time, you have come to the right place! All of our furniture systems are hand built by skilled artisans and finished on all four sides. They can be configured for the foot of the bed or against a wall and have the option to have an automated 360 degree swivel.

Plasma lift furniture must be designed and built accurately to guarantee ease of operation for many years to come. Let the experts with all the experience ensure a safe, high quality and quiet design. JAF EPS has amassed over 1,000 pop-up plasma systems for our individual clients and we offer more creative and functional TV lifts than anyone else in the market.

If you are tired of looking at your television and all the components and want to hide them, come in and view the largest most beautiful, durable selection of television lift systems available.

Innovation

Design - Development - Creativity - New Products - Options - All-In-One - Plug and Play

## **Flat Screen Lift System Installation** **\$349**

Approximate Time 2.5 Hrs.

**Referral Bonus \$50**

Includes

Go over the Installation Procedure upon arrival in your home.

Take your New TV Out of the Box.

Install your TV on the wall and make sure it is secure.

Hide all wires and cables from the TV inside the wall for a neat look.

Connect the TV to 3 Components( Cable Box or Satellite Receiver, DVD Player and Xbox).

Program Remote Control.

Clean out any Installation Debris.

Teach Customer how to use their new TV.


**Does not include**

Home Theater Installation

Any Speaker Install

TV Ceiling Mount or Bracket

Electrical Outlet



# ***Security Surveillance System Installation For Third Party Customer Systems***

4 Channel Security Camera Systems Install  
Approximate Time 4-1.5 Hrs.

**\$620**

***Referral Bonus \$60***

Fees subject to change at any time  
4 Color Cameras with Power Adaptor  
4 CH High Definition DVR  
Network and Web Monitoring is add \$260  
Outdoor waterproof sealed electrical boxes \$18.98 ea.  
With user name and Password protection  
Comes with 90 day warranty on Installation  
Professional Installation (Does not Include Custom or Commercial Installation)  
Warranty on THIRD PARTY Equipment



8 Channel Security Camera Systems  
Approximate Time 6-1.5 Hrs.

**\$1,199**

***Referral Bonus \$90***

Fees subject to change at any time  
8 Color Cameras with Power Adaptor  
8 CH High Definition DVR  
Network and Web Monitoring is add \$260  
With user name and Password protection  
Outdoor waterproof sealed electrical boxes \$18.98 ea.  
Comes with 90 day warranty on Installation  
Professional Installation (Does not Include Custom or Commercial Installation)  
Warranty on THIRD PARTY Equipment



16 Channel Security Camera Systems  
Approximate Time 8-1.5 Hrs.

**\$1,599**

***Referral Bonus \$120***

Fees subject to change at any time  
16 Color Cameras with Power Adaptor  
16 CH High Definition DVR  
Network and Web Monitoring is add \$260  
With user name and Password protection  
Outdoor waterproof sealed electrical boxes \$18.98 ea.  
Comes with 90 day warranty on Installation  
Professional Installation (Does not Include Custom or Commercial Installation)  
Warranty on THIRD PARTY Equipment



Infrared Dome Security Camera

Includes Fees subject to change at any time  
1/3" Sony Super HAD CCD  
2.9/3.6/6.0mm Fixed Lens  
560 TV Line in Color  
Weather & Vandal-Resistant Metal Case  
5 Year Warranty on Equipment

**\$189**

***Referral Bonus \$30***



Infrared Box Security Camera

Includes Fees subject to change at any time  
1/3" Sony Super HAD w/NEXT chip  
3.6mm Fixed Lens  
560 TV Line in Color  
80ft Infrared Range / 35 IR LED  
Weather-Resistant, ideal for outdoor use  
5 Year Warranty on Equipment

**\$154**

***Referral Bonus \$20***



# ***JAF Electronic Pro-Services***

*Residential & Commercial / A Licensed, Bonded & Insured Company*

Home Theater / HD Flat Panel TV / Pre-Wire Set-up / Satellite Systems / Audio-Video component / Alarm Systems  
Security Cameras / Phone lines / PC Networking / PC Upgrades Software & Hardware / Intercom Systems

## ***CERTIFICATE OF INSTALLATION***

Security Alarm System Have Been Installed  
Security Cameras and Surveillance System Have Been Installed

**AT**

---

Address:

City:

State:

Zip:



---

Owner / Operator

FL Lic E79445 CA Lic. CA174554

---

Installer

**FLORIDA OFFICE: 223 LAKE DAVENPORT ESTATES DRIVE, DAVENPORT, FL, 33897, 863.547.0592**  
**CALIFORNIA OFFICE: 7234 CHAMOIS STREET, VENTURA, CA 93003, 805.647.8820**

# *Site Survey*

## *Location & Home Visit for site Survey \$160*

Approximate Time 1.5 Hrs.

Fees subject to change at any time

*Referral Bonus \$20*

Need help planning your ultimate home theater experience? We've got you covered. JAF EPS friendly, professional technicians will give you an expert assessment of your home's possibilities for a great home theater system. Plus the entire charge (**\$160**) for this service can applied to a subsequent purchase of home theater installation.

Here's what we'll do:

**Attention to your needs:** Trained JAF EPS technicians will come to your home and discuss the components and setup necessary to create your perfect home theater experience.

**Site evaluation:** We'll determine the amount of AC outlets needed for all your components, connection options and the best placement of your system.

**Video evaluation:** We'll determine the best type and size of TV for each room and application. Then we'll figure out the perfect placement and mounting options for each TV.

**Audio evaluation:** After discussing the different speaker types available, we'll determine the prime placement for your audio system and speaker mounting options.

**Accessory evaluation:** Once we've figured out all of the AV components you'll need, we'll help you decide which remote controls, cables and other connectors are right for you.

**Other services:** When the survey is complete we'll help you figure out an installation package that will be appropriate for your home theater system.

Why Choose JAF EPS ?

**The Whole Solution:** JAF EPS is the ultimate one-stop shop for all of your technology needs-we make the complex simple. Only JAF EPS technicians can provide you with the knowledge and expertise you need for your entire technological world.

**Convenient:** JAF EPS provides loyal tech service the way you want it, the way you need it. JAF EPS can come to your home or you can get

JAF EPS help at any of over covered areas (Ventura County, Santa Barbara California, Kern California, Conroe Texas). JAF EPS can also be reached online, at [jafeps2004@yahoo.com](mailto:jafeps2004@yahoo.com) and by phone at in California, Professional and expert: White glove service. No more tangled cords. And a smile on your face.

Professional and expert: White glove service. No more tangled cords. And a smile on your face.

We stand behind our work: JAF EPS services are guaranteed!

# Computer In-Home Services

SETUP, PERSONALIZE, EXPLORE  
Setup, Customization and Tune-Ups \$129.00

CONNECT, PROTECT, TRANSFORM  
Virus Removal, Networking, Security, Upgrades, Spyware Removal, Installation \$159.00



ERADICATE TECHNICAL DIFFICULTIES  
OS Installation, Computer Resurrection and OS Repair \$229.00

## OPTIMIZATION MULTI PACK

Anti-Virus Installation  
Protect your PC from evil computer viruses \$59.00

Anti-Spyware Installation  
Keep Spy ware from sucking up all your system resources \$59.00

Desktop Data Backup  
Get a fresh backup copy of PC \$129.00

IPS Installation  
Easily connect to your Internet Service Provider \$59.00

One additional service  
\$69.00

Two additional service  
\$99.00

Additional Computer  
We'll connect a new PC to your existing home network \$129.00

Additional Hardware / Software Service  
Installation of new Hardware / software to existing PC \$129.00

Computer Setup  
Installation and optimization of your new PC \$129.00

Drive Installation  
Add new driver for more capabilities CD / DVD or HD storage \$159.00

Internal Card Installation  
Better sound, better video, better networking or better modem \$159.00

Memory Installation  
Improve the speed of your PC applications \$129.00

Operating System Installation  
Increase system stability and functionality \$229.00

Wireless Networking  
Share info throughout your home on 2 PCs (additional PCs \$50.00 each) \$159.00

Date Migration  
Transfer files from one technological device to another (up to 1 GB) \$229.00

On-Site Estimate  
We'll come to your home and find the problem for you and your PC \$129.00

Operating System Service  
If your Windows operating system isn't working correctly \$229.00

Software Service  
When an application isn't working correctly (excludes OS service) \$159.00



# *Integrated Home Intercom Technologies*



## **INTERCOM SYSTEMS** **\$1,299**

### **MUSIC COMMUNICATION SYSTEMS**

Fees subject to change at any time

***Referral Bonus \$120***

The new generation of M&S music/communication systems offers much more than just good looks. Designed for today's home, the DMC-10, dmc1, and dmc3-4 provides the homeowner the peace of mind of being able to monitor and communicate inside and outside their home. The hub-based design of the new DMC-10 provides the installer a quality intercom solution for today's structured wired homes.

### DMC-10KIT: Structured Wire Intercom System Kit **\$1,299.99**

The Model DMC-10KIT Structured Wire Intercom System Kit is an intercom system designed for structured wire installation in residential or light commercial applications. The kit includes:

- (1) - DMC-10H Structured Wire Intercom Hub
- (4) - DMC-10RS Intercom Room Stations
- (1) - DMC-10DS Intercom Door Station
- (1) - 12-volt Switching Power Supply

The room, door, and patio stations showcase a new, contemporary design, crafted to blend smoothly into the installation's decor. Station faceplates are available in a variety of colors to further customize each installation. Room station keypads are illuminated with soft blue indicators while the intercom is in use. The door and patio station keys are illuminated with white lighting for easy nighttime operation.

The heart of the system is the Model DMC-10H Structured Wire Intercom Hub. The system hub grid mounts in a structured wiring enclosure (not included, Open House recommended). Up to eight room, door, and patio stations in any combination can be connected to the system hub using up to 500 feet of standard Cat-5 cable for each station. For larger installations, a second system hub can be added for expansion, providing a total system capacity of up to 16 stations. The Model DMC-10AWP Audio Input Wall Plate can be added to the system to connect an external audio source for distribution throughout the intercom system.

Each room and patio station supports several useful features. Privacy mute disables the station's microphone to prevent monitoring from other stations. The do-not-disturb feature disables the station's microphone and speaker to prevent monitoring and interruption. Hands-free reply lets the person called respond without having to press any room station keys.

The room, patio, and door stations mount inside standard 2-gang junction boxes and are easy to install and wire. Each station and the system hub contain color-coded Type 110 punch-down terminal blocks for fast and reliable connection to Cat-5 cable. A 12-volt switching power supply is included with each intercom hub.

For access control, the optional Model DRW Door Release Mechanism can be installed and activated from room stations. A choice of three door chime sounds is available for each door station connected. For interior stations, use the Model DMC-10RS Room Stations. For exterior stations, use the Model DMC-10PS Patio Stations and the Model DMC-10DS Door Stations.

# Intercom System Features



DMC-10H

**\$459.99 Referral Bonus \$60**

Intercom System Hub

- Supports any mix of up to 8 room, patio, or door stations, up to 16 stations using two hubs
- Connects to stations with standard Cat-5 wiring (up to 500 feet per station)
- Type 110 punch-down Cat-5 color-coded terminals for stations and optional expansion hub
- Privacy mute and door release overrides selectable by station
- 3-amp rated integral door release relay
- Operational status indicators for each station
- Grid mounts in structured wiring enclosure



DMC-10RS

**\$159.99 Referral Bonus \$20**

Intercom Room Station

- Contemporary design with multi-level blue keypad backlighting
- White faceplate included, almond & black available to match any decor
- Connects to intercom hub with standard Cat-5 wiring (up to 500 feet per station)
- Door talk, door release, privacy mute, do-not-disturb, hands free
- Communications, and monitor features
- Eight step digital volume control
- Fits standard 2-gang J-box



DMC-10PS

**\$169.99 Referral Bonus \$20**

Intercom Patio Station

- Contemporary design with multi-level white keypad backlighting
- White faceplate included, antique brass, bright brass, and satin nickel available to match any decor
- Connects to intercom hub with standard Cat-5 wiring (up to 500 feet per station)
- Greet visitors from patio station using door talk feature
- Privacy mute and do-not-disturb features
- Eight step digital volume control
- Fits standard 2-gang J-box



DMC-10DS

**\$149.99 Referral Bonus \$20**

Intercom Door Station

- Contemporary design
- White faceplate included, antique brass, bright brass, & satin nickel available to match any decor
- Connects to intercom hub with standard Cat-5 wiring (up to 500 feet per station)
- Extended life white LED backlit doorbell button for easy night operation
- Hands-free communications for the visitor
- Choose from three distinct chime sounds
- Fits standard 2-gang J-box

**\$189.99 Referral Bonus \$30**

BD3BN: Intercom Door Station with Bell Button

The Model BD3BN Intercom Door Station with Bell Button is a voice communications interface that mounts adjacent to a primary entry door. This model is compatible with the dmc1 and dmc3-4 Music/Communication Systems.

Pressing the lighted bell button will trigger the doorbell chime on the Music/Communications system to announce a visitor. Two-way voice communication with the resident occurs through the unit's built-in speaker.

The faceplate of the BD3BN Intercom Door Station with Bell Button has a bright brass finish. The door station mounts recessed in the wall using a Model ME3 Door Station Rough-in Enclosure.





# STONEWALL INSURANCE COMPANY

---

## *Certificate of Liability Insurance*

**Primary Insured:**

JERRY A. FLORES  
JAF EPS, LLC  
DBA JAF Electronic Pro-Services  
223 Lake Davenport Estates Drive  
Davenport, FL 33897

**Master Policy Number:**

004955109-00

**Coverage:**

Individual and Business

**Certificate Number:**

11119942966557

**Insurance Charge:**

Yearly \$15,087.00

**Effective date:**

01/16/2015

**Expiration Date:**

01/16/2016

Thank you for choosing Stonewall!

Enclosed is important information about your policy. Please review and keep in a safe place.

And as always, you can reach us 24 hours a day, 7 days a week.

Here are some important benefits of "stonewall"

### **FINANCIAL STRENGTH**

You are now insured by one of the largest Insurers in the country.

STONEWALL has been delighting customers since 1937.

We consistently earn high stability ratings by industry analysts, allowing you to enjoy the peace of mind of having a strong, stable company behind you.

### **IMMEDIATE RESPONSE® claims service**

Our Immediate Response® claims service goes to work for you immediately to provide fast, fair, and hassle-free claims service.

In the unfortunate event of a claim or a loss, we are here for you.

Just call us right away at 1-805-322-9582, and a STONEWALL claim representative is ready to serve you 24 hours a day, 7 days a week.



Michael J. Velotta, Secretary



Louis G. Lower II, President

# CERTIFICATE OF INSURANCE

DATE: (MM/DD/YY)

01/16/15

**PRODUCER:**

STONEWALL INSURANCE COMPANY, LLC (805)322-9582  
 P.O.BOX 1826  
 FRAZIER PARK, CALIFRONIA 93225-1826

THIS CERTIFICATE IS ISSURD AS A METTER OF INFORMATION ONLY AND CONFERS NO RIGHTS UPON THE CERTIFICATE HOLDER OTHER THAN THOSE PROVIDED IN THE POLICY. THIS CERTIFICATE DOES NOT AMEND OR ALTER THE COVERAGE AFFORDED BY THE POLICES DESCRIBED HEREIN.

**INSURERS AFFORDING COVERAGE**

**INSURED:**

JERRY A. FLORES / DBA JAF EPS LLC (863) 547-0592  
 4933 Waters Gate Drive  
 Tavares, FL 32778

INSURANCE A: STONEWALL INSURANCE COMPANY, LLC  
 INSURANCE B:  
 INSURANCE C:  
 INSURANCE D:

**COVERAGES**

**This certificate supersedes and replaces any previously issued certificate.**

THE POLICIES OF INSURNCE LISTED BELOW HAVE BEEN ISSUED TO THE INSURED NAME ABOVE FOR THE POLICY PERIOD INCICATED, NOTWITHSTANDING ANY REQUIREMENT, TERM OR CONDITION OF ANY CONTRACT OR OTHER DOCUMENT WITH RESPECT TO WHICH THE CERTIFICATE MAY BE ISSUED OR MAY PERTAIN. THE INSURANCE AFFORDED BY THE POLICY DESCRIBED HEREIN IS SUBJECT TO ALL THE TREMS, CONDITIONS AND EXCLUSION WHICH POLICES LIMITS SHOWN MAY HAVE BEEN REDUCED BY PAID CLAIMS.

INS LTR	TYPE OF INSURANCE	POLICY NUMBER	POLICY EFFECTIVE DATE (MM/DD/YY)	POLICY EXPIRATION DATE (MM/DD/YY)	LIMITS	
A	<b>General Liability</b> <input checked="" type="checkbox"/> COMMERCIAL GENERAL LIABILITY CLAIMS MADE OWNERS & CONTRACTORS PORT <input type="checkbox"/> OCCUR	004955109-00	01/16/2015	01/16/2016	EACH OCCURRENCE	\$3,000,000
					FIRE DAMAGE	\$500,000
					MED EXP ONE PERSON	\$500,000
					PERSONAL & ADV INJURY	\$3,000,000
					PRODUCTS-COMP	\$3,000,000
A	<b>Automobile Liability</b> <input type="checkbox"/> ANY AUTO <input type="checkbox"/> ALL OWNER AUTOS <input checked="" type="checkbox"/> SCHEDULED AUTOS <input type="checkbox"/> HIRED AUTOS	004955109-00	01/16/2015	01/16/2016	COMBINED SINGLE LIMIT	\$3,000,000
					BODILY INJURY PER PERSON	\$150,000
					BODILY INJURY PER ACCIDENT	\$150,000
					PROPERTY DAMAGE	\$5,000,000
						\$
A	<b>Garage Liability</b> <input checked="" type="checkbox"/> ANY AUTO	004955109-00	01/16/2015	01/16/2016	AUTO ONLY EACH ACCIDENT	\$3,000,000
					EACH ACCIDENT	\$1,000,000
					AGGREGEATE	\$2,000,000
A	<b>Excess Liability</b> <input checked="" type="checkbox"/> UMBRELLA FORM <input type="checkbox"/> OTHER THAN UMBRELLA FORM	004955109-00	01/16/2015	01/16/2016	AUTO ONLY EACH ACCIDENT	\$5,000,000
					OTHER THAN AUTO ONLY	\$4,000,000
					AGGREGEATE	\$4,000,000
A	<b>Workers Compensation And Employers Liability</b>	004955109-00	01/16/2015	01/16/2016	EACH ACCIDENT	\$3,000,000
					DISEASE POLICY LIMIT	\$2,000,000
					LIMIT DISEASE EACH EMPLOYER	\$2,000,000
A	<b>ERRORS &amp; OMISSIONS</b>	004955109-00	01/16/2015	01/16/2016	AGGREGEATE	\$5,000,000
						\$

DESCRIPTION OF OPERATION/VEHICLE/SPECIAL ITEMS (LIMITS MAY BE SUBJECT TO DEDUCTIBLES OR RETENTIONS)

**ADDITIONAL INSURED CERTIFICATE HOLDER**

**CANCELLATION**

SHOULD ANY OF THE POLICIES DESCRIBED HEREIN BE CANCELLED BEFORE THE EXPIRATION DATE THEREOF, THE INSURER AFFORDING COVERAGE WILL ENDEAVOR TO MAIL 10 DAYS WRITTEN NOTICE TO THE CERTIFICATE HOLDER NAMED HEREIN, BUT FAILED TO MAIL SUCH NOTES OF ALL IMPOSE NO OBLIGATION OR LIABILITY OF ANY KING WITH THE INSURER AFFORING COVERAGE, IT'S AGENTS OR REPRESENTATIVE.

AGENTS SIGNATURE

*Alto Powers*

POLK COUNTY LOCAL BUSINESS TAX RECEIPT  
ACCOUNT NO. 174554

CLASS: A

EXPIRES: 9/30/2015

OWNER NAME  
FLORES, JERRY

LOCATION  
223 LAKE DAVENPORT ESTATE DR  
DAVENPORT

BUSINESS NAME AND MAILING ADDRESS

JAF E.P.S. LLC

223 LAKE DAVENPORT ESTATE DR  
DAVENPORT, FL 33897

CODE	ACTIVITY TYPE
230000	LTD NON-LICENSED CONSTRUCTION
810000	LTD OTHER SERVICES



PROFESSIONAL LICENSE (IF APPLICABLE)

OFFICE OF JOE G. TEDDER, CFC \* TAX COLLECTOR

THIS POLK COUNTY LOCAL BUSINESS TAX RECEIPT MUST BE  
CONSPICUOUSLY DISPLAYED AT THE BUSINESS LOCATION

PAID-1202183-0001-0001 07/14/2014 07/14/2014 CFM 12 31.50

Since 1985



Licensed  
Bonded Insured

# ELECTRONIC PRO-SERVICES

4933 Waters Gate Drive, Tavares, FL 32778

Local Office: 352.561.2862

Jerry A Flores

[www.jafeps.com](http://www.jafeps.com)

## Installation Support Services / New Cabling Setup and Configuration

Home Theater / HD Flat Panel TV / Pre-Wire Set-up / Satellite Systems / Audio-Video component / Alarm Systems  
Security Cameras / Phone lines / PC Networking / PC Upgrades Software & Hardware Repair / Intercom Systems



Installation  
Included



non-shielded

shielded